










Extended ID	Deviations of Extended Question	Affected Metrics	Findings of DVV	Response of HEI *										
1. Students														
1.1	<p>Number of students year wise during the last five years</p> <p>HEI Input :</p> <table border="1" data-bbox="344 475 1151 619"> <thead> <tr> <th data-bbox="344 475 506 547">2022-23</th> <th data-bbox="506 475 667 547">2021-22</th> <th data-bbox="667 475 828 547">2020-21</th> <th data-bbox="828 475 990 547">2019-20</th> <th data-bbox="990 475 1151 547">2018-19</th> </tr> </thead> <tbody> <tr> <td data-bbox="344 547 506 619">1556</td> <td data-bbox="506 547 667 619">1512</td> <td data-bbox="667 547 828 619">1525</td> <td data-bbox="828 547 990 619">1356</td> <td data-bbox="990 547 1151 619">1294</td> </tr> </tbody> </table>	2022-23	2021-22	2020-21	2019-20	2018-19	1556	1512	1525	1356	1294	2.2.1 5.1.3 1.2.2 5.1.1 4.3.2 1.3.2	<p>Kindly provide</p> <p>1)appropriate link to the admission approval documents received from the university for assessment period</p> <p>2)Year wise list of students approved by the affiliating University</p>	 <p>Supporting Document : (If any)</p>
2022-23	2021-22	2020-21	2019-20	2018-19										
1556	1512	1525	1356	1294										
2. Teachers														
2.1	<p>Number of teaching staff / full time teachers during the last five years (Without repeat count):</p> <p>HEI Input : 53</p>	3.3.1 3.3.2	<p>Kindly provide the list of total full time teachers in five years (Without repeat count) indicating the departmental affiliation during the assessment period authenticated by the Principal /competent authority.</p>	 <p>Supporting Document : (If any)</p>										

2.2	<p>Number of teaching staff / full time teachers year wise during the last five years</p> <p>HEI Input :</p> <table border="1" data-bbox="344 331 1151 475"> <thead> <tr> <th>2022-23</th> <th>2021-22</th> <th>2020-21</th> <th>2019-20</th> <th>2018-19</th> </tr> </thead> <tbody> <tr> <td>52</td> <td>52</td> <td>50</td> <td>08</td> <td>09</td> </tr> </tbody> </table>	2022-23	2021-22	2020-21	2019-20	2018-19	52	52	50	08	09	2.2.1 6.3.3 6.3.2 2.4.2 2.4.1	Kindly provide the list of all full time teachers indicating the departmental affiliation during the assessment period authenticated by the Principal/ Competent authority	 <p>Supporting Document : (If any)</p>
2022-23	2021-22	2020-21	2019-20	2018-19										
52	52	50	08	09										
3. Institution														
3.1	<p>Expenditure excluding salary component year wise during the last five years (INR in lakhs)</p> <p>HEI Input :</p> <table border="1" data-bbox="344 847 1151 991"> <thead> <tr> <th>2022-23</th> <th>2021-22</th> <th>2020-21</th> <th>2019-20</th> <th>2018-19</th> </tr> </thead> <tbody> <tr> <td>99.75</td> <td>42.92</td> <td>34.57</td> <td>115.15</td> <td>48</td> </tr> </tbody> </table>	2022-23	2021-22	2020-21	2019-20	2018-19	99.75	42.92	34.57	115.15	48	4.4.1 4.1.2	<p>Kindly provide</p> <p>1) Audited Statement of income and expenditure duly certified by the Principal and Chartered Accountant in case of privately funded institutions highlighting the salary component, depreciation and excess of income over expenditure</p> <p>2) a statement showing the total expenditure excluding the salary component for each of the years certified by the Principal and Chartered Accountant.</p>	 <p>Supporting Document : (If any)</p>
2022-23	2021-22	2020-21	2019-20	2018-19										
99.75	42.92	34.57	115.15	48										

Metric ID	Deviations Details	Findings of DVV	Response of HEI *										
1.2.1	<p>Number of Certificate/Value added courses offered and online courses of MOOCs, SWAYAM, NPTEL etc. (where the students of the institution have enrolled and successfully completed during the last five years)</p> <p>HEI Input : 17</p>	<p>Kindly provide Details of each program such as: Name of the program duration, list of students enrolled (with signature of students), model certificates, curriculum, assessment procedures year-wise.</p>	 <p>Please enter minimum 10 characters</p> <p>Supporting Document : (If any)</p>										
1.2.2	<p>Percentage of students enrolled in Certificate/ Value added courses and also completed online courses of MOOCs, SWAYAM, NPTEL etc. as against the total number of students during the last five years</p> <p>1.2.2.1. Number of students enrolled in Certificate/ Value added courses and also completed online courses of MOOCs, SWAYAM, NPTEL etc. as against the total number of students during the last five years</p> <p>HEI Input :</p> <table border="1" data-bbox="353 1118 1384 1262"> <thead> <tr> <th>2022-23</th> <th>2021-22</th> <th>2020-21</th> <th>2019-20</th> <th>2018-19</th> </tr> </thead> <tbody> <tr> <td>633</td> <td>34</td> <td>0</td> <td>295</td> <td>380</td> </tr> </tbody> </table>	2022-23	2021-22	2020-21	2019-20	2018-19	633	34	0	295	380	<p>Kindly provide</p> <p>1)Year-wise List of the students enrolled in the Program as defined in 1.2.1</p> <p>2)Attendance sheet of Students participating with signature and Model Certificates</p>	 <p>Supporting Document : (If any)</p>
2022-23	2021-22	2020-21	2019-20	2018-19									
633	34	0	295	380									

<p>1.3.2</p>	<p>Percentage of students undertaking project work/field work/ internships (Data for the latest completed academic year)</p> <p>1.3.2.1. Number of students undertaking project work/field work / internships</p> <p>HEI Input : 568</p>	<p>Kindly provide</p> <p>1)List of students along with the details of title, place of work, duration etc.,</p> <p>2)Internship completion certificate / project work completion certificate from the organization where internship / project was completed.</p> <p>3)Link to report of the field work /sample photographs of the field work / permission letter only for field work from the competent authority</p>	 <p>Supporting Document : (If any)</p>
<p>1.4.1</p>	<p><i>Institution obtains feedback on the academic performance and ambience of the institution from various stakeholders, such as Students, Teachers, Employers, Alumni etc. and action taken report on the feedback is made available on institutional website</i></p> <p>HEI Input : A. Feedback collected, analysed, action taken& communicated to the relevant bodies and feedback hosted on the institutional website</p>	<p>Kindly provide</p> <p>1)Sample Filled in feedback forms from at least two stakeholders</p> <p>2)Stakeholders' feedback analysis report.</p>	 <p>Supporting Document :</p>

		<p>3)Action taken Report on feedback.</p> <p>4)Document showing the communication with the affiliating University</p>	(If any)																				
2.1.1	<p>Enrolment percentage</p> <p>2.1.1.1. Number of seats filled year wise during last five years (Only first year admissions to be considered)</p> <p>HEI Input :</p> <table border="1" data-bbox="351 655 1382 799"> <thead> <tr> <th>2022-23</th> <th>2021-22</th> <th>2020-21</th> <th>2019-20</th> <th>2018-19</th> </tr> </thead> <tbody> <tr> <td>771</td> <td>643</td> <td>720</td> <td>687</td> <td>771</td> </tr> </tbody> </table> <p>2.1.1.2. Number of sanctioned seats year wise during last five years</p> <p>HEI Input :</p> <table border="1" data-bbox="351 1034 1382 1177"> <thead> <tr> <th>2022-23</th> <th>2021-22</th> <th>2020-21</th> <th>2019-20</th> <th>2018-19</th> </tr> </thead> <tbody> <tr> <td>940</td> <td>940</td> <td>940</td> <td>959</td> <td>959</td> </tr> </tbody> </table>	2022-23	2021-22	2020-21	2019-20	2018-19	771	643	720	687	771	2022-23	2021-22	2020-21	2019-20	2018-19	940	940	940	959	959	<p>Kindly provide</p> <p>1) Document related to sanction of intake from affiliating University/ Government/statutory body for first year students only.</p> <p>2)Approved admission list year-wise (first year admission) program-wise from the Affiliating university is mandatory</p>	 <p>Supporting Document : (If any)</p>
2022-23	2021-22	2020-21	2019-20	2018-19																			
771	643	720	687	771																			
2022-23	2021-22	2020-21	2019-20	2018-19																			
940	940	940	959	959																			

2.1.2

Percentage of seats filled against reserved categories (SC, ST, OBC etc.) as per applicable reservation policy for the first year admission during the last five years

2.1.2.1. Number of actual students admitted from the reserved categories year wise during last five years (Exclusive of supernumerary seats)

HEI Input :

2022-23	2021-22	2020-21	2019-20	2018-19
249	232	238	231	263

DVV suggested Input :

2022-23	2021-22	2020-21	2019-20	2018-19
292	245	285	256	328

Change Input (Optional) :

2022-23	2021-22	2020-21	2019-20	2018-19
<input type="text"/>	<input type="text"/>	<input type="text"/>	<input type="text"/>	<input type="text"/>

2.1.2.2. Number of seats earmarked for reserved category as per GOI/ State Govt rule year wise during the last five years

HEI Input :

2022-23	2021-22	2020-21	2019-20	2018-19
443	443	443	450	450

Input edited as per data uploaded by HEI
Kindly provide

1)Copy of letter issued by state govt. or Central Government indicating the reserved categories to be considered as per the state rule (in English as applicable)



2)Number of seats year wise earmarked for the reserved categories

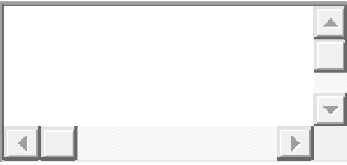

3)Admission extract submitted to the state OBC, SC and ST cell every year of the students (first year admission) with seal and signature of the principal.

4)Approval of additional intake of students has to be submitted for the claim.



Supporting Document :
(If any)

2.2.1	<p>Student – Full time Teacher Ratio (Data for the latest completed academic year)</p>	<p>Kindly provide</p> <p>1)List of teachers in the HEI signed by competent authority</p> <p>2)List of students in the HEI signed by competent authority</p>	 <p>Supporting Document : (If any)</p>										
2.4.1	<p>Percentage of full-time teachers against sanctioned posts during the last five years</p> <p>2.4.1.1. Number of sanctioned posts year wise during the last five years</p> <p>HEI Input :</p> <table border="1" data-bbox="351 927 1382 1067"> <thead> <tr> <th data-bbox="351 927 557 997">2022-23</th> <th data-bbox="557 927 763 997">2021-22</th> <th data-bbox="763 927 969 997">2020-21</th> <th data-bbox="969 927 1176 997">2019-20</th> <th data-bbox="1176 927 1382 997">2018-19</th> </tr> </thead> <tbody> <tr> <td data-bbox="351 997 557 1067">56</td> <td data-bbox="557 997 763 1067">56</td> <td data-bbox="763 997 969 1067">56</td> <td data-bbox="969 997 1176 1067">13</td> <td data-bbox="1176 997 1382 1067">13</td> </tr> </tbody> </table>	2022-23	2021-22	2020-21	2019-20	2018-19	56	56	56	13	13	<p>Kindly provide Sanction letters (in English) indicating number of posts (including Management sanctioned posts) by competent authority.</p>	 <p>Supporting Document : (If any)</p>
2022-23	2021-22	2020-21	2019-20	2018-19									
56	56	56	13	13									

<p>2.4.2</p>	<p>Percentage of full time teachers with NET/SET/SLET/ Ph. D./D.Sc. / D.Litt./L.L.D. during the last five years (consider only highest degree for count)</p> <p>2.4.2.1. Number of full time teachers with NET/SET/SLET/Ph. D./ D.Sc. / D.Litt./L.L.D year wise during the last five years</p> <p>HEI Input :</p> <table border="1" data-bbox="353 411 1377 555"> <thead> <tr> <th>2022-23</th> <th>2021-22</th> <th>2020-21</th> <th>2019-20</th> <th>2018-19</th> </tr> </thead> <tbody> <tr> <td>17</td> <td>16</td> <td>14</td> <td>8</td> <td>8</td> </tr> </tbody> </table>	2022-23	2021-22	2020-21	2019-20	2018-19	17	16	14	8	8	<p>Kindly provide 1)List of faculty with highest degree should be provided as per academic session wise along with particulars of degree awarding university, subject and the year of award. 2)Ph. D. / D.M. / M.Ch./D.N.B Superspeciality / D.Sc. / D.Litt. and any other post doctoral degree of all the faculties in the HEI</p>	 <p>Supporting Document : (If any)</p>
2022-23	2021-22	2020-21	2019-20	2018-19									
17	16	14	8	8									
<p>2.6.3</p>	<p>Pass percentage of Students during last five years (excluding backlog students)</p> <p>2.6.3.1. Number of final year students who passed the university examination year wise during the last five years</p> <p>HEI Input :</p> <table border="1" data-bbox="353 949 1377 1093"> <thead> <tr> <th>2022-23</th> <th>2021-22</th> <th>2020-21</th> <th>2019-20</th> <th>2018-19</th> </tr> </thead> <tbody> <tr> <td>355</td> <td>392</td> <td>373</td> <td>275</td> <td>235</td> </tr> </tbody> </table>	2022-23	2021-22	2020-21	2019-20	2018-19	355	392	373	275	235	<p>Input edited as per supporting documents Kindly provide 1)Result sheet published by the affiliating university 2)Certified report from Head of the institution / Controller of Examination of the affiliating university indicating pass percentage ofstudents of the final year (final semester) eligible for the degree program-wise / year-wise.</p>	 <p>Supporting Document : (If any)</p>
2022-23	2021-22	2020-21	2019-20	2018-19									
355	392	373	275	235									

2.6.3.2. Number of final year students who appeared for the university examination year-wise during the last five years

HEI Input :

2022-23	2021-22	2020-21	2019-20	2018-19
361	393	374	276	249

DVV suggested Input :

2022-23	2021-22	2020-21	2019-20	2018-19
361	393	374	276	239

Change Input (Optional) :

2022-23	2021-22	2020-21	2019-20	2018-19
<input type="text" value="361"/>	<input type="text" value="393"/>	<input type="text" value="374"/>	<input type="text" value="276"/>	<input type="text"/>

3.1.1

Grants received from Government and non-governmental agencies for research projects / endowments in the institution during the last five years (INR in Lakhs)

3.1.1.1. Total Grants from Government and non-governmental agencies for research projects / endowments in the institution during the last five years (INR in Lakhs)



HEI Input :



2022-23	2021-22	2020-21	2019-20	2018-19
0	0	0	0	0



Kindly provide






Supporting Document :
(If any)



3.2.2	<p><i>Number of workshops/seminars/conferences including on Research Methodology, Intellectual Property Rights (IPR) and entrepreneurship conducted during the last five years</i></p> <p>3.2.2.1. Total number of workshops/seminars/conferences including programs conducted on Research Methodology, Intellectual Property Rights (IPR) and entrepreneurship year wise during last five years</p> <p>HEI Input :</p> <table border="1" data-bbox="349 655 1382 799"> <thead> <tr> <th>2022-23</th> <th>2021-22</th> <th>2020-21</th> <th>2019-20</th> <th>2018-19</th> </tr> </thead> <tbody> <tr> <td>7</td> <td>11</td> <td>16</td> <td>5</td> <td>3</td> </tr> </tbody> </table>	2022-23	2021-22	2020-21	2019-20	2018-19	7	11	16	5	3	<p>Kindly provide</p> <p>1)Brochure/Geo tagged Photograph with date and captions; title of the workshops / seminars conducted.</p> <p>2)Link to the detailed report for each program as in the template</p>	 <p>Supporting Document : (If any)</p>
2022-23	2021-22	2020-21	2019-20	2018-19									
7	11	16	5	3									
3.3.1	<p>Number of research papers published per teacher in the Journals notified on UGC care list during the last five years</p> <p>3.3.1.1. Number of research papers in the Journals notified on UGC CARE list year wise during the last five years</p> <p>HEI Input :</p> <table border="1" data-bbox="349 1182 1382 1326"> <thead> <tr> <th>2022-23</th> <th>2021-22</th> <th>2020-21</th> <th>2019-20</th> <th>2018-19</th> </tr> </thead> <tbody> <tr> <td>1</td> <td>0</td> <td>2</td> <td>1</td> <td>1</td> </tr> </tbody> </table>	2022-23	2021-22	2020-21	2019-20	2018-19	1	0	2	1	1	<p>Kindly provide</p> <p>1)Link landing to the research paper</p> <p>2)Link to the journal website.</p> <p>3)URL of the content page in case print journal</p>	 <p>Supporting Document : (If any)</p>
2022-23	2021-22	2020-21	2019-20	2018-19									
1	0	2	1	1									



3.3.2	<p>Number of books and chapters in edited volumes/books published and papers published in national/ international conference proceedings per teacher during last five years</p> <p>3.3.2.1. Total number of books and chapters in edited volumes/books published and papers in national/ international conference proceedings year wise during last five years</p> <p>HEI Input :</p> <table border="1" data-bbox="351 628 1382 770"> <thead> <tr> <th>2022-23</th> <th>2021-22</th> <th>2020-21</th> <th>2019-20</th> <th>2018-19</th> </tr> </thead> <tbody> <tr> <td>3</td> <td>3</td> <td>0</td> <td>1</td> <td>2</td> </tr> </tbody> </table>	2022-23	2021-22	2020-21	2019-20	2018-19	3	3	0	1	2	<p>Kindly provide</p> <ol style="list-style-type: none"> 1)Cover page, content page and first page of the selected publication. 2)Web-link of books. 	 <p>Supporting Document : (If any)</p>
2022-23	2021-22	2020-21	2019-20	2018-19									
3	3	0	1	2									
3.4.3	<p>Number of extension and outreach programs conducted by the institution through organized forums including NSS/NCC with involvement of community during the last five years.</p> <p>3.4.3.1. Number of extension and outreach Programs conducted in collaboration with industry, community, and Non- Government Organizations through NSS/ NCC etc., year wise during the last five years</p> <p>HEI Input :</p> <table border="1" data-bbox="351 1214 1382 1356"> <thead> <tr> <th>2022-23</th> <th>2021-22</th> <th>2020-21</th> <th>2019-20</th> <th>2018-19</th> </tr> </thead> <tbody> <tr> <td>19</td> <td>6</td> <td>2</td> <td>11</td> <td>9</td> </tr> </tbody> </table>	2022-23	2021-22	2020-21	2019-20	2018-19	19	6	2	11	9	<p>Kindly provide Links / uploads of Photographs (preferably with banner) and any other supporting document of relevance should have proper captions and dates</p>	 <p>Supporting Document : (If any)</p>
2022-23	2021-22	2020-21	2019-20	2018-19									
19	6	2	11	9									


3.5.1	<p><i>Number of functional MoUs/linkages with institutions/ industries in India and abroad for internship, on-the-job training, project work, student / faculty exchange and collaborative research during the last five years.</i></p> <p>HEI Input : 12</p>	<p>Kindly provide 1)Copies of MoUs/ collaboration/ related documents indicating the nature of collaboration and activities year-wise. 2)List of activities conducted under each MoU along with dates of starting and completion year-wise signed by both parties</p>	 <p>Supporting Document : (If any)</p>																				
4.1.2	<p><i>Percentage of expenditure for infrastructure development and augmentation excluding salary during the last five years</i></p> <p>4.1.2.1. Expenditure for infrastructure development and augmentation, excluding salary year wise during last five years (INR in lakhs)</p> <p>HEI Input :</p> <table border="1" data-bbox="351 1078 1382 1222"> <thead> <tr> <th>2022-23</th> <th>2021-22</th> <th>2020-21</th> <th>2019-20</th> <th>2018-19</th> </tr> </thead> <tbody> <tr> <td>30.01</td> <td>17.27</td> <td>20.14</td> <td>82.11</td> <td>15.2</td> </tr> </tbody> </table> <p>DVV suggested Input :</p> <table border="1" data-bbox="351 1283 1382 1353"> <thead> <tr> <th>2022-23</th> <th>2021-22</th> <th>2020-21</th> <th>2019-20</th> <th>2018-19</th> </tr> </thead> <tbody> <tr> <td></td> <td></td> <td></td> <td></td> <td></td> </tr> </tbody> </table>	2022-23	2021-22	2020-21	2019-20	2018-19	30.01	17.27	20.14	82.11	15.2	2022-23	2021-22	2020-21	2019-20	2018-19						<p>Input edited considering expenditure for infrastructure development and augmentation only Kindly provide</p> <p>1)the consolidated fund allocation towards infrastructure augmentation facilities duly certified by Principal and CA.</p>	 <p>Supporting Document : (If any)</p>
2022-23	2021-22	2020-21	2019-20	2018-19																			
30.01	17.27	20.14	82.11	15.2																			
2022-23	2021-22	2020-21	2019-20	2018-19																			



	<table border="1" style="width: 100%; text-align: center;"> <tr> <td style="width: 20%;">28.66</td> <td style="width: 20%;">16.98</td> <td style="width: 20%;">19.37</td> <td style="width: 20%;">69.02</td> <td style="width: 20%;">10.25</td> </tr> </table> <p>Change Input (Optional) :</p> <table border="1" style="width: 100%; text-align: center;"> <tr> <td style="width: 20%;">2022-23</td> <td style="width: 20%;">2021-22</td> <td style="width: 20%;">2020-21</td> <td style="width: 20%;">2019-20</td> <td style="width: 20%;">2018-19</td> </tr> <tr> <td><input style="width: 80%;" type="text"/></td> <td><input style="width: 80%;" type="text"/></td> <td><input style="width: 80%;" type="text"/></td> <td><input style="width: 80%;" type="text"/></td> <td><input style="width: 80%;" type="text"/></td> </tr> </table>	28.66	16.98	19.37	69.02	10.25	2022-23	2021-22	2020-21	2019-20	2018-19	<input style="width: 80%;" type="text"/>	<input style="width: 80%;" type="text"/>	<input style="width: 80%;" type="text"/>	<input style="width: 80%;" type="text"/>	<input style="width: 80%;" type="text"/>	<p>2) Highlight the relevant items in the audited income and expenditure statement</p>	
28.66	16.98	19.37	69.02	10.25														
2022-23	2021-22	2020-21	2019-20	2018-19														
<input style="width: 80%;" type="text"/>	<input style="width: 80%;" type="text"/>	<input style="width: 80%;" type="text"/>	<input style="width: 80%;" type="text"/>	<input style="width: 80%;" type="text"/>														
<p>4.3.2</p>	<p>Student – Computer ratio (Data for the latest completed academic year)</p> <p>4.3.2.1. Number of computers available for students usage during the latest completed academic year:</p> <p>HEI Input : 56</p>	<p>Kindly provide</p> <p>1) Bills for the purchase of computers in the name of HEI</p> <p>2) The stock entry of computers allotted for student use to be highlighted.</p>	 <p>Supporting Document : (If any)</p>															
<p>4.4.1</p>	<p>Percentage expenditure incurred on maintenance of physical facilities and academic support facilities excluding salary component, during the last five years (INR in Lakhs)</p> <p>4.4.1.1. Expenditure incurred on maintenance of infrastructure (physical facilities and academic support facilities) excluding salary component year wise during the last five years (INR in lakhs)</p> <p>HEI Input :</p>	<p>Input edited considering expenditure on maintenance of infrastructure (physical facilities and academic support facilities only Kindly provide audited income and expenditure</p>	 <p>Supporting Document :</p>															



	<table border="1" data-bbox="351 215 1382 359"> <thead> <tr> <th>2022-23</th> <th>2021-22</th> <th>2020-21</th> <th>2019-20</th> <th>2018-19</th> </tr> </thead> <tbody> <tr> <td>9.96</td> <td>6.24</td> <td>3.46</td> <td>8.1</td> <td>11.38</td> </tr> </tbody> </table> <p>DVV suggested Input :</p> <table border="1" data-bbox="351 419 1382 563"> <thead> <tr> <th>2022-23</th> <th>2021-22</th> <th>2020-21</th> <th>2019-20</th> <th>2018-19</th> </tr> </thead> <tbody> <tr> <td>6.25</td> <td>6.0</td> <td>3.1</td> <td>4.14</td> <td>4.9</td> </tr> </tbody> </table> <p>Change Input (Optional) :</p> <table border="1" data-bbox="351 624 1382 783"> <thead> <tr> <th>2022-23</th> <th>2021-22</th> <th>2020-21</th> <th>2019-20</th> <th>2018-19</th> </tr> </thead> <tbody> <tr> <td><input type="text"/></td> <td><input type="text"/></td> <td><input type="text"/></td> <td><input type="text"/></td> <td><input type="text"/></td> </tr> </tbody> </table>	2022-23	2021-22	2020-21	2019-20	2018-19	9.96	6.24	3.46	8.1	11.38	2022-23	2021-22	2020-21	2019-20	2018-19	6.25	6.0	3.1	4.14	4.9	2022-23	2021-22	2020-21	2019-20	2018-19	<input type="text"/>	<input type="text"/>	<input type="text"/>	<input type="text"/>	<input type="text"/>	<p>statement highlighting the items of expenditure incurred on maintenance of physical facilities and academic support facilities, duly certified by Principal and CA.</p>	<p>(If any)</p>
2022-23	2021-22	2020-21	2019-20	2018-19																													
9.96	6.24	3.46	8.1	11.38																													
2022-23	2021-22	2020-21	2019-20	2018-19																													
6.25	6.0	3.1	4.14	4.9																													
2022-23	2021-22	2020-21	2019-20	2018-19																													
<input type="text"/>	<input type="text"/>	<input type="text"/>	<input type="text"/>	<input type="text"/>																													
<p>5.1.1</p>	<p><i>Percentage of students benefited by scholarships and freeships provided by the institution, government and non-government bodies, industries, individuals, philanthropists during the last five years</i></p> <p>5.1.1.1. Number of students benefited by scholarships and freeships provided by the institution, Government and non-government bodies, industries, individuals, philanthropists during the last five years</p> <p>HEI Input :</p> <table border="1" data-bbox="351 1141 1382 1284"> <thead> <tr> <th>2022-23</th> <th>2021-22</th> <th>2020-21</th> <th>2019-20</th> <th>2018-19</th> </tr> </thead> <tbody> <tr> <td>1538</td> <td>1126</td> <td>934</td> <td>1285</td> <td>772</td> </tr> </tbody> </table>	2022-23	2021-22	2020-21	2019-20	2018-19	1538	1126	934	1285	772	<p>Kindly provide</p> <p>1)Upload sanction letter of scholarship and freeships (in English).</p> <p>2)Year-wise list of students in each scheme to be attested by the competent authority.</p> <p>3)Upload policy document of the HEI for award of Non government scholarship and</p>	 <p>Supporting Document : (If any)</p>																				
2022-23	2021-22	2020-21	2019-20	2018-19																													
1538	1126	934	1285	772																													

		freeships											
5.1.2	<p>Following capacity development and skills enhancement activities are organised for improving students' capability</p> <ol style="list-style-type: none"> 1. Soft skills 2. Language and communication skills 3. Life skills (Yoga, physical fitness, health and hygiene) 4. ICT/computing skills <p>HEI Input : A. All of the above</p>	<p>Kindly provide</p> <ol style="list-style-type: none"> 1)Soft copy of Circular /Brochure. 2)Web-link to particular program/scheme/ Report of the event 3)Photographs with date and caption for each scheme or event 	 <p>Supporting Document : (If any)</p>										
5.1.3	<p>Percentage of students benefitted by guidance for competitive examinations and career counseling offered by the Institution during the last five years</p> <p>5.1.3.1. Number of students benefitted by guidance for competitive examinations and career counselling offered by the institution year wise during last five years</p> <p>HEI Input :</p> <table border="1"> <thead> <tr> <th>2022-23</th> <th>2021-22</th> <th>2020-21</th> <th>2019-20</th> <th>2018-19</th> </tr> </thead> <tbody> <tr> <td>417</td> <td>0</td> <td>0</td> <td>0</td> <td>0</td> </tr> </tbody> </table>	2022-23	2021-22	2020-21	2019-20	2018-19	417	0	0	0	0	<p>Kindly provide</p> <ol style="list-style-type: none"> 1)Soft copy of Circular / brochure /report of program with photographs with captions of such programs along with details of the resource persons. 2)Year-wise list of students attending these schemes, signed by competent authority 	 <p>Supporting Document : (If any)</p>
2022-23	2021-22	2020-21	2019-20	2018-19									
417	0	0	0	0									

<p>5.1.4</p>	<p><i>The institution adopts the following for redressal of student grievances including sexual harassment and ragging cases</i></p> <ol style="list-style-type: none"> 1. Implementation of guidelines of statutory/regulatory bodies 2. Organisation wide awareness and undertakings on policies with zero tolerance 3. Mechanisms for submission of online/offline students' grievances 4. Timely redressal of the grievances through appropriate committees <p>HEI Input : A. All of the above</p>	<p>Kindly provide</p> <ol style="list-style-type: none"> 1)Proof of constitution of Internal committees /Grievances committee formation / other committees as per UGC norms. 2)Circular/web-link/ committee report justifying the objective of the metric 3)Minutes of the meetings of student grievance committee, as per metric. 	 <p>Supporting Document : (If any)</p>										
<p>5.2.1</p>	<p>Percentage of placement of outgoing students and students progressing to higher education during the last five years</p> <p>5.2.1.1. Number of outgoing students placed and / or progressed to higher education year wise during the last five years</p> <p>HEI Input :</p> <table border="1" data-bbox="351 1034 1382 1177"> <thead> <tr> <th>2022-23</th> <th>2021-22</th> <th>2020-21</th> <th>2019-20</th> <th>2018-19</th> </tr> </thead> <tbody> <tr> <td>62</td> <td>74</td> <td>53</td> <td>29</td> <td>17</td> </tr> </tbody> </table> <p>5.2.1.2. Number of outgoing students year wise during the last five years</p>	2022-23	2021-22	2020-21	2019-20	2018-19	62	74	53	29	17	<p>Kindly provide</p> <ol style="list-style-type: none"> 1)List of students placed along with placement details as per template year wise. 2)Links/documents relating to placement cell such as brochures, tie-ups etc., can be uploaded. 3)Upload supporting data for students who have joined for 	 <p>Supporting Document : (If any)</p>
2022-23	2021-22	2020-21	2019-20	2018-19									
62	74	53	29	17									

	<p>HEI Input :</p> <table border="1" data-bbox="351 272 1379 416"> <thead> <tr> <th>2022-23</th> <th>2021-22</th> <th>2020-21</th> <th>2019-20</th> <th>2018-19</th> </tr> </thead> <tbody> <tr> <td>355</td> <td>392</td> <td>373</td> <td>275</td> <td>235</td> </tr> </tbody> </table>	2022-23	2021-22	2020-21	2019-20	2018-19	355	392	373	275	235	<p>higher education in prescribed format for the assessment period</p>	
2022-23	2021-22	2020-21	2019-20	2018-19									
355	392	373	275	235									
<p>5.2.2</p>	<p><i>Percentage of students qualifying in state/national/ international level examinations during the last five years</i></p> <p>5.2.2.1. Number of students qualifying in state/ national/ international level examinations year wise during last five years (eg: IIT/JAM/NET/SLET/GATE/GMAT/GPAT/CLAT/CAT/ GRE/TOEFL/ IELTS/Civil Services/State government examinations etc.)</p> <p>HEI Input :</p> <table border="1" data-bbox="351 858 1379 1002"> <thead> <tr> <th>2022-23</th> <th>2021-22</th> <th>2020-21</th> <th>2019-20</th> <th>2018-19</th> </tr> </thead> <tbody> <tr> <td>0</td> <td>0</td> <td>0</td> <td>0</td> <td>0</td> </tr> </tbody> </table>	2022-23	2021-22	2020-21	2019-20	2018-19	0	0	0	0	0	<p>Kindly provide</p>	 <p>Supporting Document : (If any)</p>
2022-23	2021-22	2020-21	2019-20	2018-19									
0	0	0	0	0									

<p>5.3.1</p>	<p>Number of awards/medals for outstanding performance in sports/ cultural activities at University / state/ national / international level (award for a team event should be counted as one) during the last five years</p> <p>5.3.1.1. <i>Number of awards/medals for outstanding performance in sports/cultural activities at national/international level (award for a team event should be counted as one) year wise during the last five years</i></p> <p>HEI Input :</p> <table border="1" data-bbox="351 469 1382 612"> <thead> <tr> <th>2022-23</th> <th>2021-22</th> <th>2020-21</th> <th>2019-20</th> <th>2018-19</th> </tr> </thead> <tbody> <tr> <td>4</td> <td>1</td> <td>0</td> <td>9</td> <td>6</td> </tr> </tbody> </table>	2022-23	2021-22	2020-21	2019-20	2018-19	4	1	0	9	6	<p>Kindly provide e-copies of award letters and certificates</p>	 <p>Supporting Document : (If any)</p>
2022-23	2021-22	2020-21	2019-20	2018-19									
4	1	0	9	6									
<p>5.3.2</p>	<p>Average number of sports and cultural programs in which students of the Institution participated during last five years (organised by the institution/other institutions)</p> <p>5.3.2.1. Number of sports and cultural programs in which students of the Institution participated year wise during last five years</p> <p>HEI Input :</p> <table border="1" data-bbox="351 995 1382 1139"> <thead> <tr> <th>2022-23</th> <th>2021-22</th> <th>2020-21</th> <th>2019-20</th> <th>2018-19</th> </tr> </thead> <tbody> <tr> <td>28</td> <td>11</td> <td>2</td> <td>14</td> <td>13</td> </tr> </tbody> </table>	2022-23	2021-22	2020-21	2019-20	2018-19	28	11	2	14	13	<p>Kindly provide</p> <ol style="list-style-type: none"> 1)Soft copy of circular /brochure indicating such kind of activities. 2)List of events along with the list of participants and year wise signed by the Principal 	 <p>Supporting Document : (If any)</p>
2022-23	2021-22	2020-21	2019-20	2018-19									
28	11	2	14	13									

6.2.2	<p><i>Institution implements e-governance in its operations</i></p> <ol style="list-style-type: none"> 1. Administration 2. Finance and Accounts 3. Student Admission and Support 4. Examination <p>HEI Input : A. All of the above</p>	<p>Kindly provide</p> <ol style="list-style-type: none"> 1)Institutional expenditure statements for the heads of e-governance implementation reflected in the audited statement. 2)Link to the ERP Document and Screen shots of user interfaces of each module reflecting the name of the HEI. 3)Annual e-governance report approved by Governing Council. 4)Policy document on e- governance. 	 <p>Supporting Document : (If any)</p>					
6.3.2	<p>Percentage of teachers provided with financial support to attend conferences/workshops and towards membership fee of professional bodies during the last five years</p> <p>6.3.2.1. Number of teachers provided with financial support to attend conferences/workshops and towards membership fee of professional bodies year wise during the last five years</p> <p>HEI Input :</p> <table border="1" data-bbox="351 1268 1382 1340"> <tr> <td>2022-23</td> <td>2021-22</td> <td>2020-21</td> <td>2019-20</td> <td>2018-19</td> </tr> </table>	2022-23	2021-22	2020-21	2019-20	2018-19	<p>Kindly provide</p> <ol style="list-style-type: none"> 1)Link to the policy document 2)e-copy of letter/s indicating financial assistance to teachers 3)List of teachers receiving financial 	 <p>Supporting Document : (If any)</p>
2022-23	2021-22	2020-21	2019-20	2018-19				

8	0	50	0	0
---	---	----	---	---

support year wise under each head signed by the principal.

4) Audited statement of account highlighting the financial support.

6.3.3

Percentage of teaching and non-teaching staff participating in Faculty development Programmes (FDP), Management Development Programmes (MDPs) professional development / administrative training programs during the last five years

6.3.3.1. Total number of teaching and non-teaching staff participating in Faculty development Programmes (FDP), Management Development Programmes (MDPs) professional development / administrative training programs during the last five years

HEI Input :

2022-23	2021-22	2020-21	2019-20	2018-19
7	5	58	1	6

6.3.3.2. Number of non-teaching staff year wise during the last five years

HEI Input :

2022-23	2021-22	2020-21	2019-20	2018-19
9	9	9	10	10

Kindly provide
1) Event Brochures and reports year-wise.



2) e-copy of the certificates of the program attended by teaching and non-teaching staff.


3) List of participating teaching and non-teaching staff as per the prescribed format year wise during the last five years.

4) Annual reports highlighting the programs undertaken by the teaching faculties and non-teaching staff.



Supporting Document :
(If any)

6.5.2	<p>Quality assurance initiatives of the institution include:</p> <ol style="list-style-type: none"> 1. Regular meeting of Internal Quality Assurance Cell (IQAC); quality improvement initiatives identified and implemented 2. Academic and Administrative Audit (AAA) and follow-up action taken 3. Collaborative quality initiatives with other institution(s) 4. Participation in NIRF and other recognized rankings 5. Any other quality audit/accreditation recognized by state, national or international agencies such as NAAC, NBA etc. <p>HEI Input : A. Any 4 or more of the above</p>	<p>Kindly provide</p> <ol style="list-style-type: none"> 1)Proceedings of meetings of IQAC and action taken report on feedback analysis 2)Supporting document links to be provided as per the options selected 	 <p>Supporting Document : (If any)</p>
7.1.2	<p>The Institution has facilities and initiatives for</p> <ol style="list-style-type: none"> 1. Alternate sources of energy and energy conservation measures 2. Management of the various types of degradable and nondegradable waste 3. Water conservation 4. Green campus initiatives 5. Disabled-friendly, barrier free environment <p>HEI Input : A. 4 or All of the above</p>	<p>Kindly provide</p> <ol style="list-style-type: none"> 1)Link to the policy documents of the institution 2)Geo tagged photographs and videos of the facilities with caption. 3)Bills for the purchase of equipments for the facilities created under this metric. 4) Photographs of 	 <p>Supporting Document : (If any)</p>

		Ramps/ rails/lift/wheel Chair/signage board /Toilet/ software etc	
7.1.3	<p>Quality audits on environment and energy regularly undertaken by the Institution. The institutional environment and energy initiatives are confirmed through the following</p> <ol style="list-style-type: none"> 1. Green audit / Environment audit 2. Energy audit 3. Clean and green campus initiatives 4. Beyond the campus environmental promotion activities <p>HEI Input : A. All of the above</p>	<p>Kindly provide</p> <ol style="list-style-type: none"> 1)Policy document on environment and energy usage 2)Action taken reports and achievement report as clear and Green campus initiatives. 3)Reports of the Audits. 4)Certificate from the external accredited auditing agency (preferably government, concern department of affiliating university). 5)Geo tagged photographs with caption and date. 6)Any other supporting document for beyond the campus environmental promotions. 	 <p>Supporting Document : (If any)</p>

